

# Zytel® 101F NC010

## NYLON RESIN

Common features of Zytel® nylon resin include mechanical and physical properties such as high mechanical strength, excellent balance of stiffness and toughness, good high temperature performance, good electrical and flammability properties, good abrasion and chemical resistance. In addition, Zytel® nylon resins are available in different modified and reinforced grades to create a wide range of products with tailored properties for specific processes and end-uses. Zytel® nylon resin, including most flame retardant grades, offer the ability to be coloured.

The good melt stability of Zytel® nylon resin normally enables the recycling of properly handled production waste. If recycling is not possible, DuPont recommends, as the preferred option, incineration with energy recovery (-31kJ/g of base polymer) in appropriately equipped installations. For disposal, local regulations have to be observed.

Zytel® nylon resin typically is used in demanding applications in the automotive, furniture, domestic appliances, sporting goods and construction industry.

Zytel® 101F NC010 is an internally lubricated polyamide 66 resin for injection moulding. It was developed for fast cycles and high productivity.

### Product information

Resin Identification	PA66	ISO 1043
Part Marking Code	>PA66<	ISO 11469
ISO designation	ISO 16396-PA66,,M1G1NR,S14-030	

### Rheological properties

	dry/cond.		
Viscosity number	150/*	cm <sup>3</sup> /g	ISO 307, 1157, 1628
Moulding shrinkage, parallel	1.4/-	%	ISO 294-4, 2577
Moulding shrinkage, normal	1.4/-	%	ISO 294-4, 2577
Postmoulding shrinkage, normal, 48h at 80°C	0.1/*	%	ISO 294-4
Postmoulding shrinkage, parallel, 48h at 80°C	0.2/*	%	ISO 294-4

### Typical mechanical properties

	dry/cond.		
Tensile Modulus	3100/1400	MPa	ISO 527-1/-2
Yield stress	82/55	MPa	ISO 527-1/-2
Yield strain	4.5/25	%	ISO 527-1/-2
Nominal strain at break	20/>50	%	ISO 527-1/-2
Strain at break, 50mm/min	40/-	%	ISO 527-1/-2
Flexural Modulus	2800/1200	MPa	ISO 178
Flexural Strength	115/75	MPa	ISO 178
Tensile creep modulus, 1h	*/1400	MPa	ISO 899-1
Tensile creep modulus, 1000h	*/930	MPa	ISO 899-1
Charpy impact strength, 23°C	N/N	kJ/m <sup>2</sup>	ISO 179/1eU
Charpy impact strength, -30°C	400/N	kJ/m <sup>2</sup>	ISO 179/1eU
Charpy notched impact strength, 23°C	6/13	kJ/m <sup>2</sup>	ISO 179/1eA
Charpy notched impact strength, -30°C	4.5/3	kJ/m <sup>2</sup>	ISO 179/1eA



# Zytel® 101F NC010

## NYLON RESIN

Izod notched impact strength, 23°C	5.5/11	kJ/m <sup>2</sup>	ISO 180/1A
Izod notched impact strength, -30°C	6/4	kJ/m <sup>2</sup>	ISO 180/1A
Izod notched impact strength, -40°C	5.5/3 <sup>[A]</sup>	kJ/m <sup>2</sup>	ISO 180/1A
Izod impact strength, 23°C	300/N	kJ/m <sup>2</sup>	ISO 180/1U
Izod impact strength, -30°C	300/N <sup>[A]</sup>	kJ/m <sup>2</sup>	ISO 180/1U
Hardness, Rockwell, R-scale	121/108	-	ISO 2039-2
Poisson's ratio	0.37/0.43	-	

[A]: Assessed

## Thermal properties

	dry/cond.		
Melting temperature, 10°C/min	262/*	°C	ISO 11357-1/-3
Glass transition temperature, 10°C/min	65/-	°C	ISO 11357-1/-2
Temp. of deflection under load, 1.8 MPa	70/*	°C	ISO 75-1/-2
Temp. of deflection under load, 0.45 MPa	190/*	°C	ISO 75-1/-2
Vicat softening temperature, 50°C/h, 50N	240/*	°C	ISO 306
Ball pressure test	240/-	°C	IEC 60695-10-2
Coeff. of linear therm. expansion, parallel	100/*	E-6/K	ISO 11359-1/-2
Coeff. of linear therm. expansion, normal	110/*	E-6/K	ISO 11359-1/-2
Thermal conductivity of melt	0.16	W/(m K)	
Eff. thermal diffusivity	5.0E-8	m <sup>2</sup> /s	
Spec. heat capacity of melt	2790	J/(kg K)	
RTI, electrical, 0.75mm	130	°C	UL 746B
RTI, electrical, 1.5mm	130	°C	UL 746B
RTI, electrical, 3mm	130	°C	UL 746B
RTI, electrical, 6mm	130	°C	UL 746B
RTI, impact, 0.75mm	75	°C	UL 746B
RTI, impact, 1.5mm	75	°C	UL 746B
RTI, impact, 3mm	75	°C	UL 746B
RTI, impact, 6mm	75	°C	UL 746B
RTI, strength, 0.75mm	85	°C	UL 746B
RTI, strength, 1.5mm	85/*	°C	UL 746B
RTI, strength, 3mm	85	°C	UL 746B
RTI, strength, 6mm	85	°C	UL 746B

## Flammability

	dry/cond.		
Burning Behav. at 1.5mm nom. thickn.	V-2/*	class	IEC 60695-11-10
Thickness tested	1.5/*	mm	IEC 60695-11-10
UL recognition	yes/*	-	UL 94
Burning Behav. at thickness h	V-2/*	class	IEC 60695-11-10
Thickness tested	0.71/*	mm	IEC 60695-11-10
UL recognition	yes/*	-	UL 94
Oxygen index	28/*	%	ISO 4589-1/-2
Glow Wire Flammability Index, 0.75mm	960/-	°C	IEC 60695-2-12
Glow Wire Flammability Index, 1.5mm	960/-	°C	IEC 60695-2-12



# Zytel® 101F NC010

## NYLON RESIN

Glow Wire Flammability Index, 3mm	960/-	°C	IEC 60695-2-12
Glow Wire Ignition Temperature, 0.75mm	725/-	°C	IEC 60695-2-13
Glow Wire Ignition Temperature, 1.5mm	750/-	°C	IEC 60695-2-13
Glow Wire Ignition Temperature, 3mm	800/-	°C	IEC 60695-2-13
Glow Wire Temperature, No Flame, 1mm	750/-	°C	IEC 60335-1
Glow Wire Temperature, No Flame, 2mm	725/-	°C	IEC 60335-1
FMVSS Class	SE	-	ISO 3795 (FMVSS 302)

### Electrical properties

	dry/cond.		
Relative permittivity, 100Hz	3.8/8	-	IEC 62631-2-1
Relative permittivity, 1MHz	3.6/4.6	-	IEC 62631-2-1
Dissipation factor, 100Hz	140/-	E-4	IEC 62631-2-1
Dissipation factor, 1MHz	180/1000	E-4	IEC 62631-2-1
Volume resistivity	1E13/>1E13	Ohm.m	IEC 62631-3-1
Electric strength	31.5/26	kV/mm	IEC 60243-1
Comparative tracking index	0/-	PLC	UL 746A

### Other properties

	dry/cond.		
Humidity absorption, 2mm	2.6/*	%	Sim. to ISO 62
Water absorption, 2mm	8.5/*	%	Sim. to ISO 62
Density	1140/-	kg/m <sup>3</sup>	ISO 1183
Density of melt	970	kg/m <sup>3</sup>	

### Film Properties

	dry/cond.		
Strain at yield, parallel	4.5/*	%	ISO 527-3

### VDA Properties

	dry/cond.		
Emission of organic compounds	6.5	µgC/g	VDA 277
Odour	3	class	VDA 270
Fogging, G-value (condensate)	0.1/*	mg	ISO 6452

### Injection

Drying Recommended	yes		
Drying Temperature	80	°C	
Drying Time, Dehumidified Dryer	2 - 4	h	
Processing Moisture Content	≤0.2	%	
Melt Temperature Optimum	290	°C	
Min. melt temperature	280	°C	
Max. melt temperature	300	°C	
Max. screw tangential speed	0.4	m/s	
Mold Temperature Optimum	70	°C	
Min. mould temperature	50	°C	
Max. mould temperature	90	°C	



# Zytel® 101F NC010

NYLON RESIN

Hold pressure range  
Hold pressure time  
Ejection temperature

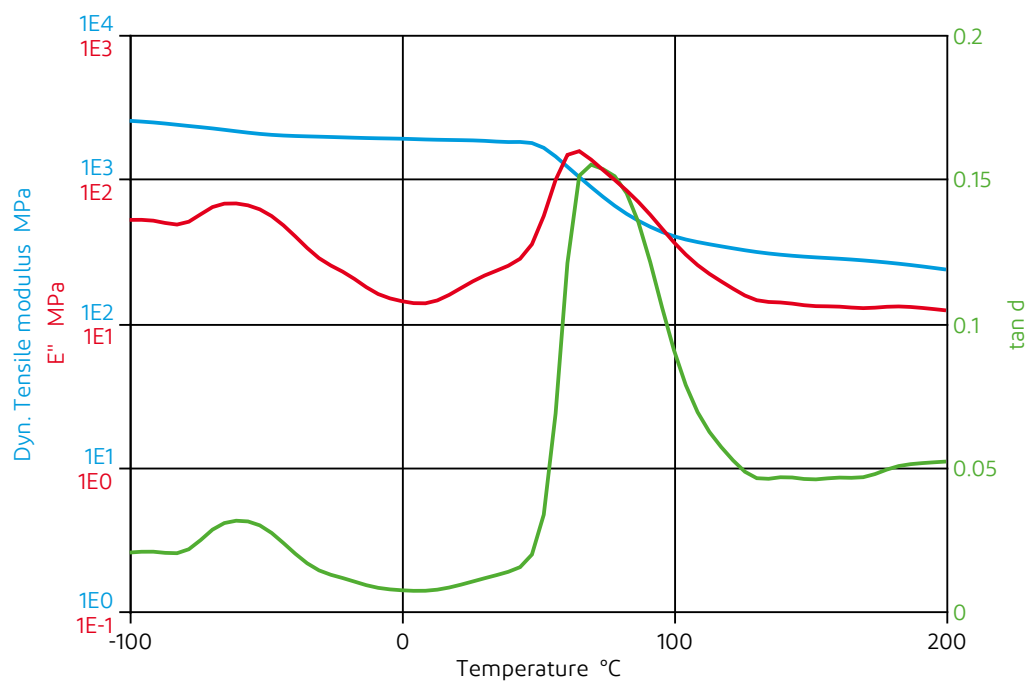
50 - 100 MPa  
4 s/mm  
190 °C

## Characteristics

Additives

Release agent

## Dynamic Tensile modulus-temperature (dry)

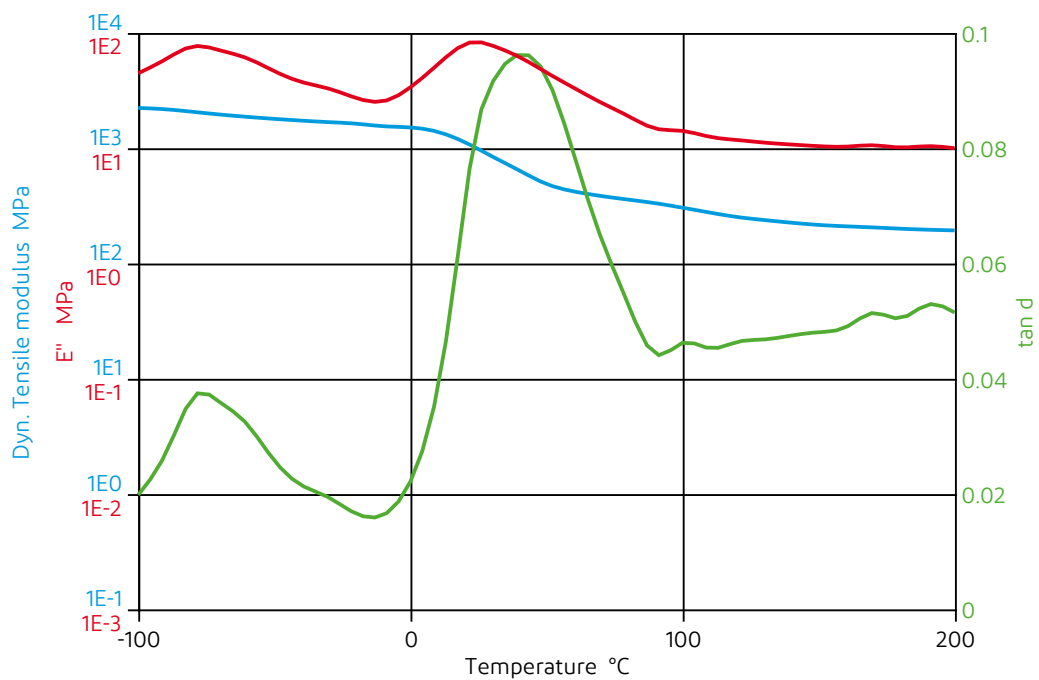




# Zytel® 101F NC010

NYLON RESIN

Dynamic Tensile modulus-temperature (cond.)

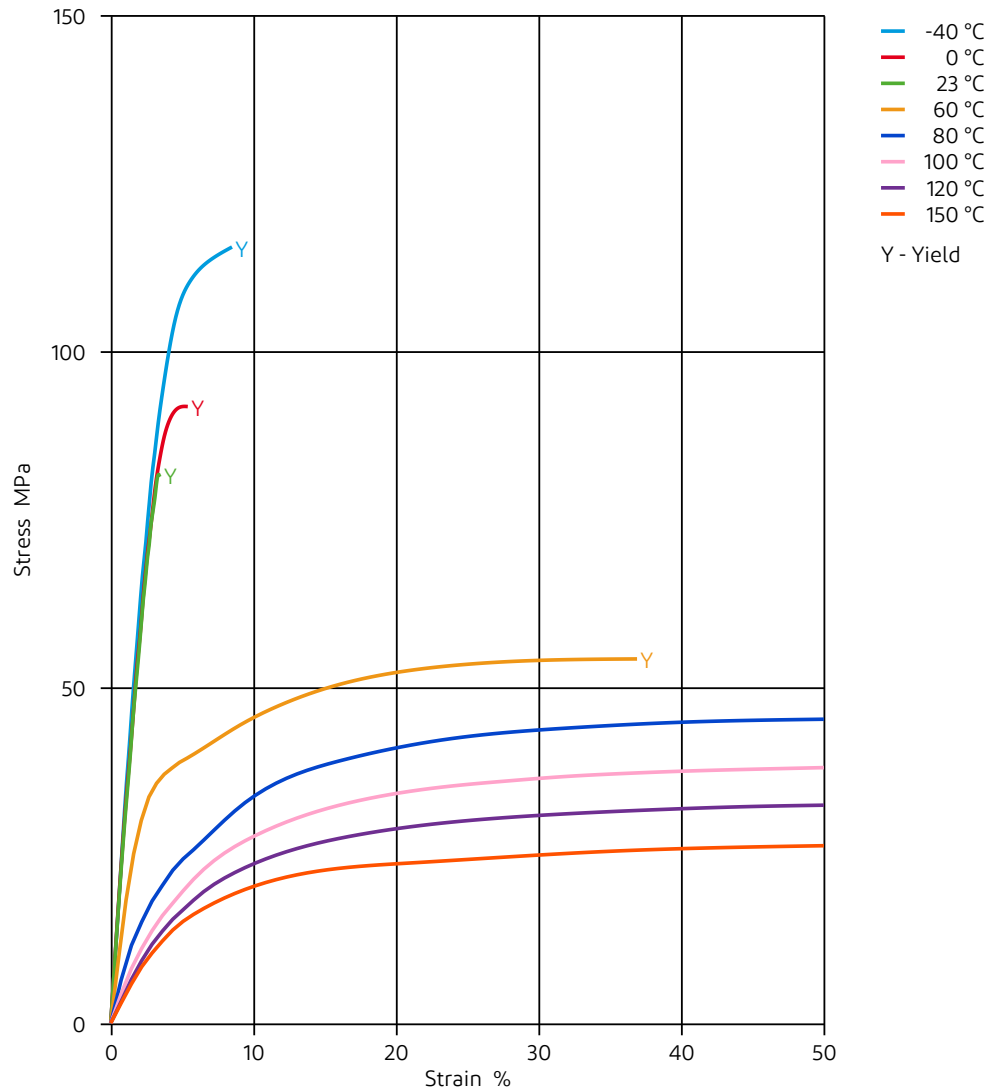




# Zytel® 101F NC010

NYLON RESIN

Stress-strain (dry)

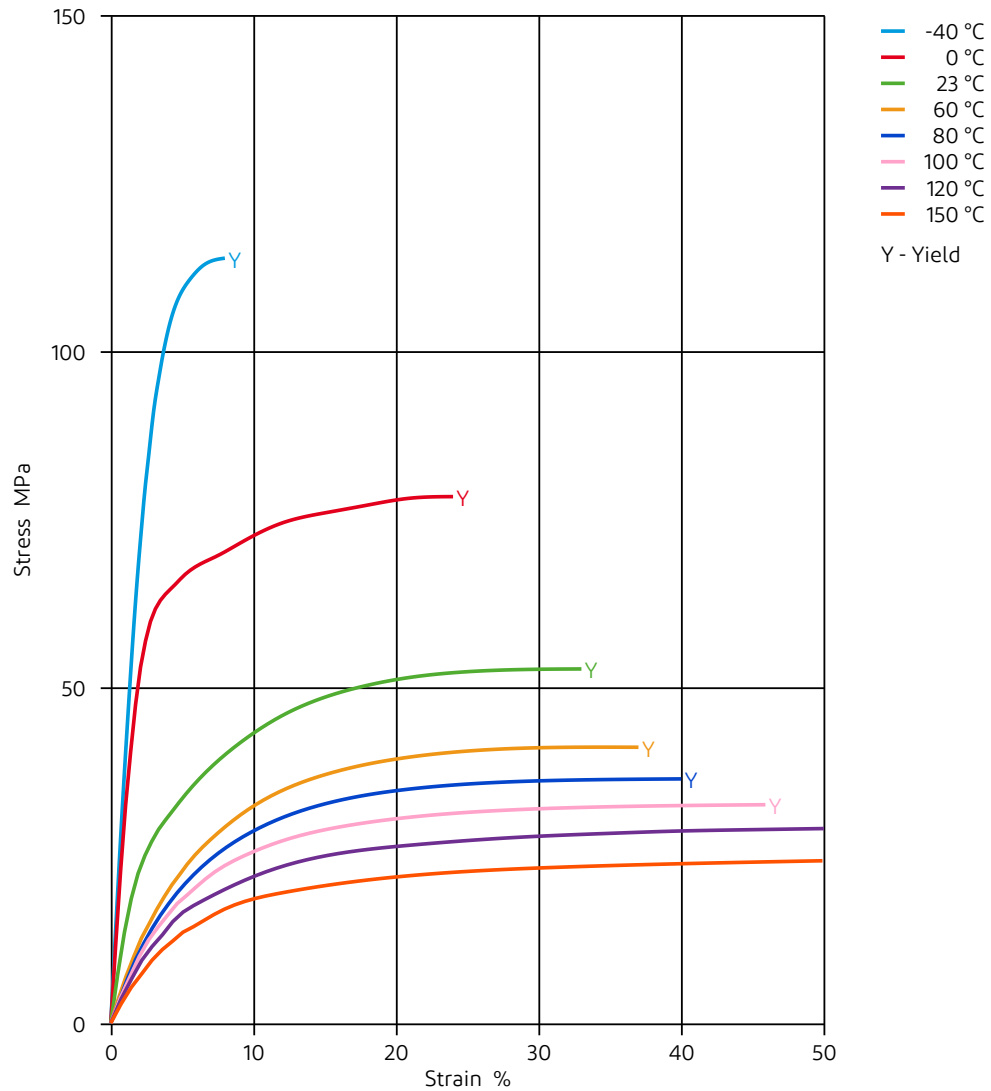




# Zytel® 101F NC010

NYLON RESIN

Stress-strain (cond.)

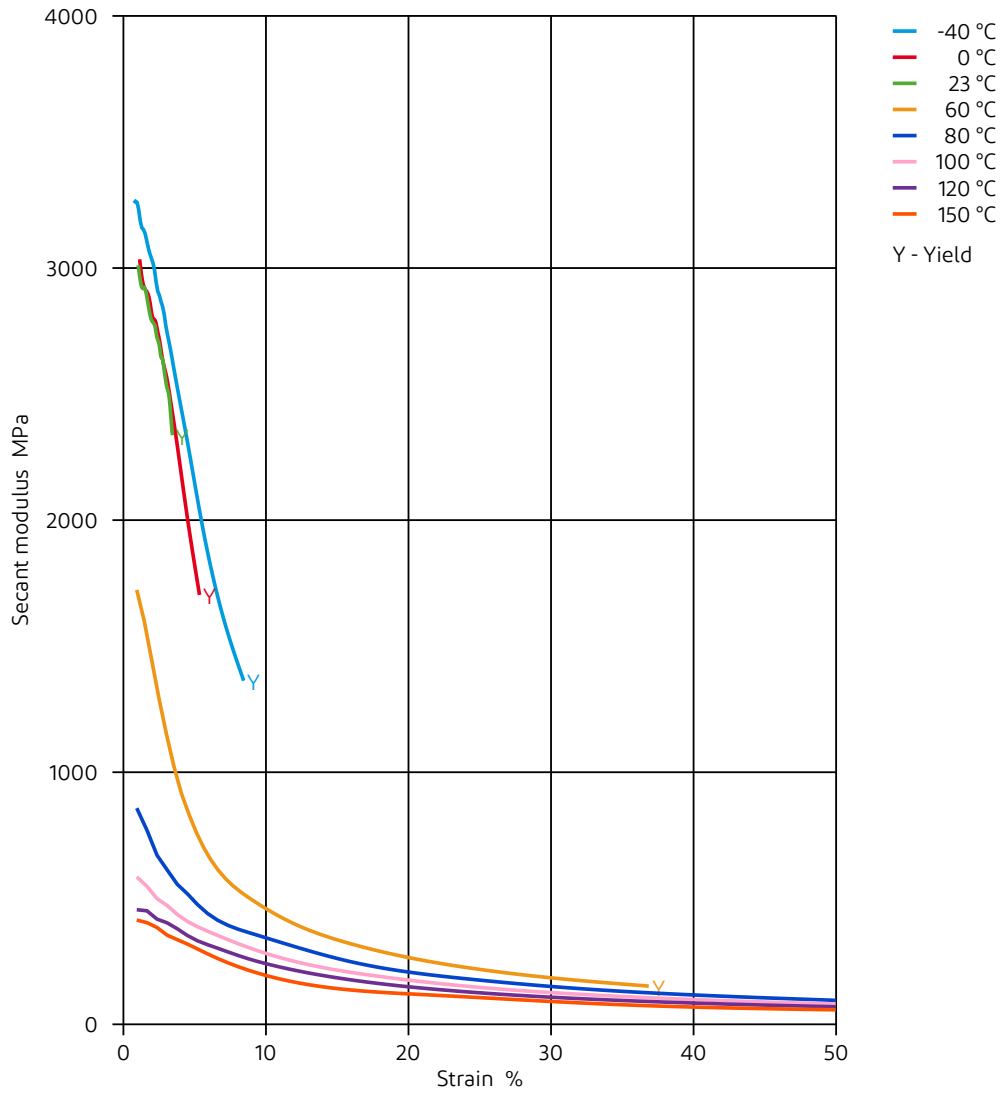




# Zytel® 101F NC010

NYLON RESIN

Secant modulus-strain (dry)



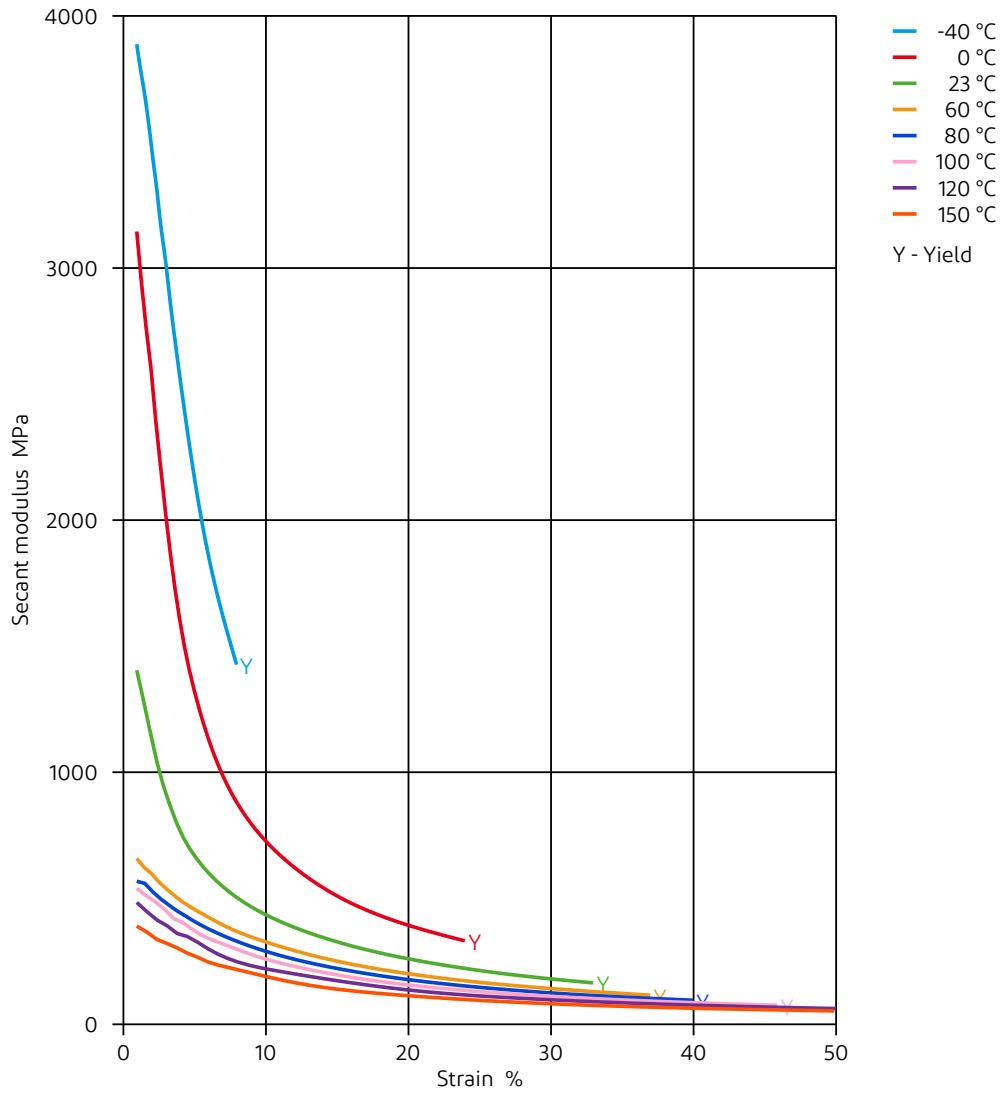




# Zytel® 101F NC010

NYLON RESIN

Secant modulus-strain (cond.)



# Zytel® 101F NC010

## NYLON RESIN

### Chemical Media Resistance

#### Acids

- ✓ Acetic Acid (5% by mass), 23°C
- ✓ Citric Acid solution (10% by mass), 23°C
- ✓ Lactic Acid (10% by mass), 23°C
- ✗ Hydrochloric Acid (36% by mass), 23°C
- ✗ Nitric Acid (40% by mass), 23°C
- ✗ Sulfuric Acid (38% by mass), 23°C
- ✗ Sulfuric Acid (5% by mass), 23°C
- ✗ Chromic Acid solution (40% by mass), 23°C

#### Bases

- ✗ Sodium Hydroxide solution (35% by mass), 23°C
- ✓ Sodium Hydroxide solution (1% by mass), 23°C
- ✓ Ammonium Hydroxide solution (10% by mass), 23°C

#### Alcohols

- ✓ Isopropyl alcohol, 23°C
- ✓ Methanol, 23°C
- ✓ Ethanol, 23°C

#### Hydrocarbons

- ✓ n-Hexane, 23°C
- ✓ Toluene, 23°C
- ✓ iso-Octane, 23°C

#### Ketones

- ✓ Acetone, 23°C

#### Ethers

- ✓ Diethyl ether, 23°C

#### Mineral oils

- ✓ SAE 10W40 multigrade motor oil, 23°C
- ✗ SAE 10W40 multigrade motor oil, 130°C
- ✗ SAE 80/90 hypoid-gear oil, 130°C
- ✓ Insulating Oil, 23°C
- ✗ Motor oil OS206 304 Ref.Eng.Oil, ISP, 135°C
- ✗ Automatic hypoid-gear oil Shell Donax TX, 135°C
- ✗ Hydraulic oil Pentosin CHF 202, 125°C

#### Standard Fuels

- ✓ ISO 1817 Liquid 1 - E5, 60°C
- ✓ ISO 1817 Liquid 2 - M15E4, 60°C
- ✓ ISO 1817 Liquid 3 - M3E7, 60°C
- ✓ ISO 1817 Liquid 4 - M15, 60°C
- ✓ Standard fuel without alcohol (pref. ISO 1817 Liquid C), 23°C
- ✓ Standard fuel with alcohol (pref. ISO 1817 Liquid 4), 23°C

# Zytel® 101F NC010

## NYLON RESIN

- ✓ Diesel fuel (pref. ISO 1817 Liquid F), 23°C
- ✓ Diesel fuel (pref. ISO 1817 Liquid F), 90°C
- ✗ Diesel fuel (pref. ISO 1817 Liquid F), >90°C

### Salt solutions

- ✓ Sodium Chloride solution (10% by mass), 23°C
- ✗ Sodium Hypochlorite solution (10% by mass), 23°C
- ✓ Sodium Carbonate solution (20% by mass), 23°C
- ✓ Sodium Carbonate solution (2% by mass), 23°C
- ✗ Zinc Chloride solution (50% by mass), 23°C

### Other

- ✓ Ethyl Acetate, 23°C
- ✗ Hydrogen peroxide, 23°C
- ✗ DOT No. 4 Brake fluid, 130°C
- ✗ Ethylene Glycol (50% by mass) in water, 108°C
- ✓ 1% nonylphenoxy-polyethyleneoxy ethanol in water, 23°C
- ✓ 50% Oleic acid + 50% Olive Oil, 23°C
- ✓ Water, 23°C
- ✗ Water, 90°C
- ✗ Phenol solution (5% by mass), 23°C

### Symbols used:

- ✓ possibly resistant  
Defined as: Supplier has sufficient indication that contact with chemical can be potentially accepted under the intended use conditions and expected service life. Criteria for assessment have to be indicated (e.g. surface aspect, volume change, property change).
- ✗ not recommended - see explanation  
Defined as: Not recommended for general use. However, short-term exposure under certain restricted conditions could be acceptable (e.g. fast cleaning with thorough rinsing, spills, wiping, vapor exposure).

The information set forth herein is furnished free of charge, is based on technical data that DuPont believes to be reliable, and represents typical values that fall within the normal range of properties. This information relates only to the specific material designated and may not be valid for such material used in combination with other materials or in other processes. It is intended for use by persons having technical skill, at their own discretion and risk. This information should not be used to establish specification limits nor used alone as the basis of design. Handling precaution information is given with the understanding that those using it will satisfy themselves that their particular conditions of use present no health or safety hazards and comply with applicable law. Since conditions of product use and disposal are outside our control, we make no warranties, express or implied, and assume no liability in connection with any use of this information. As with any product, evaluation under end-use conditions prior to specification is essential. Nothing herein is to be taken as a license to operate or a recommendation to infringe on patents.

CAUTION: Do not use DuPont materials in medical applications involving implantation in the human body or contact with internal body fluids or tissues unless the material has been provided from DuPont under a written contract or other acknowledgement that is consistent with the DuPont policy regarding medical applications and expressly acknowledges the contemplated use. For further information, please contact your DuPont representative.

DuPont's sole warranty is that our products will meet our standard sales specifications in effect at the time of shipment. Your exclusive remedy for breach of such warranty is limited to refund of purchase price or replacement of any product shown to be other than as warranted. TO THE FULLEST EXTENT PERMITTED BY APPLICABLE LAW, DUPONT SPECIFICALLY DISCLAIMS ANY OTHER EXPRESS OR IMPLIED WARRANTY OF FITNESS FOR A PARTICULAR PURPOSE, MERCHANTABILITY, OR NON-INFRINGEMENT. DUPONT DISCLAIMS LIABILITY FOR ANY SPECIAL, INCIDENTAL, OR CONSEQUENTIAL DAMAGES.